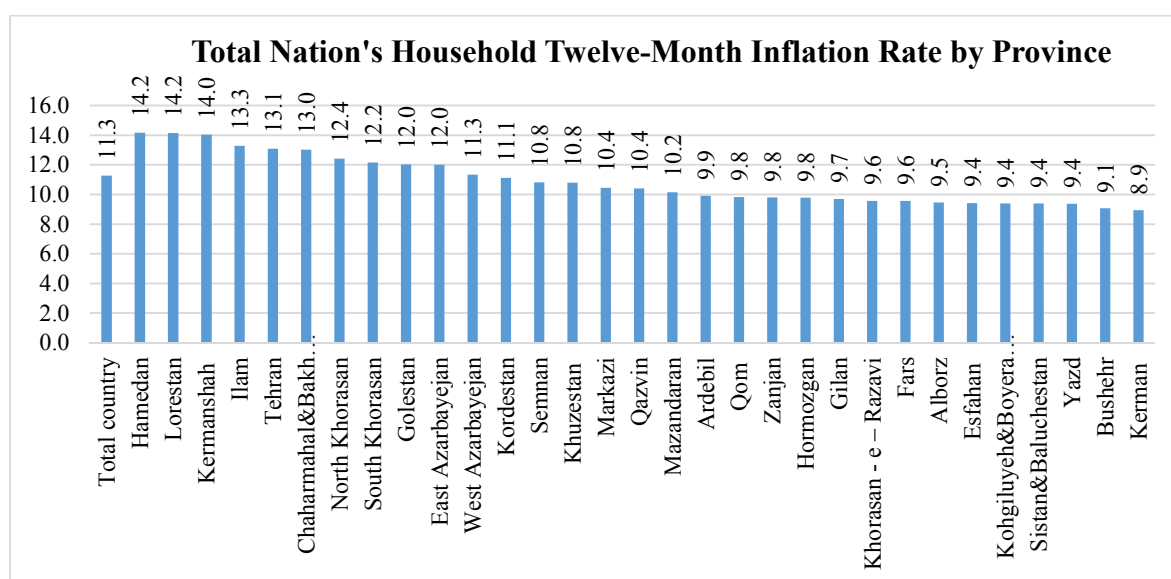


Sistan and Baluchestan Sees Highest Inflation among Iranian Provinces in the Month of Shahrivar 1397¹

Total Households

In the month of Shahrivar^r of the year 1397, the nation's household general index (1395=100) stood at 134.6, which increased by 5.4 percent compared to the previous month. In this month, the province of Sistan & Baluchistan sees the highest monthly inflation rate of the nation's household with a 10.2 percent increase and the lowest monthly inflation rate belongs to Kerman province with a 3.4 percent rise. Percentage change of general index for the nation's households is 25.7 percent compared to the corresponding month of previous year (point to point inflation). The highest point to point inflation rate is for Chahrmahal & Bakhtiyari province with 32.1 percent and the lowest one was for Hormozgan province with 19.7 percent. That is to say that the households residing in Chahrmahal & Bakhtiyari province, on average, would spend 6.4 percent more than the nation's total mean, and the households living in Hormozgan province, on average, would spend 6.0 percent less than the nation's total mean compared to the month of Shahrivar of the year 1396 if the "same range of goods and services" was purchased by these households in both provinces. The twelve month inflation rate ending to the month of Shahrivar of the year 1397 for the nation's households stood at 11.3 percent. The highest twelve month inflation rate goes to Hamadan province with 14.2 percent and the lowest one is for Kerman province with 8.9 percent. The twelve-month inflation rate gap of provinces in the month of Shahrivar is 5.3 percent indicating a 0.2 percentage point rise compared to the previous month.



¹- It is the Iranian year which usually begins on the day of 21 March of the Gregorian calendar. To find the corresponding year of the Gregorian calendar, add 621 or 622 (depending on the time of the year) to a [solar Hijri](#) year. For example the corresponding year of the year 1397 in the Gregorian calendar is (21 March 2018-20 March 2019).

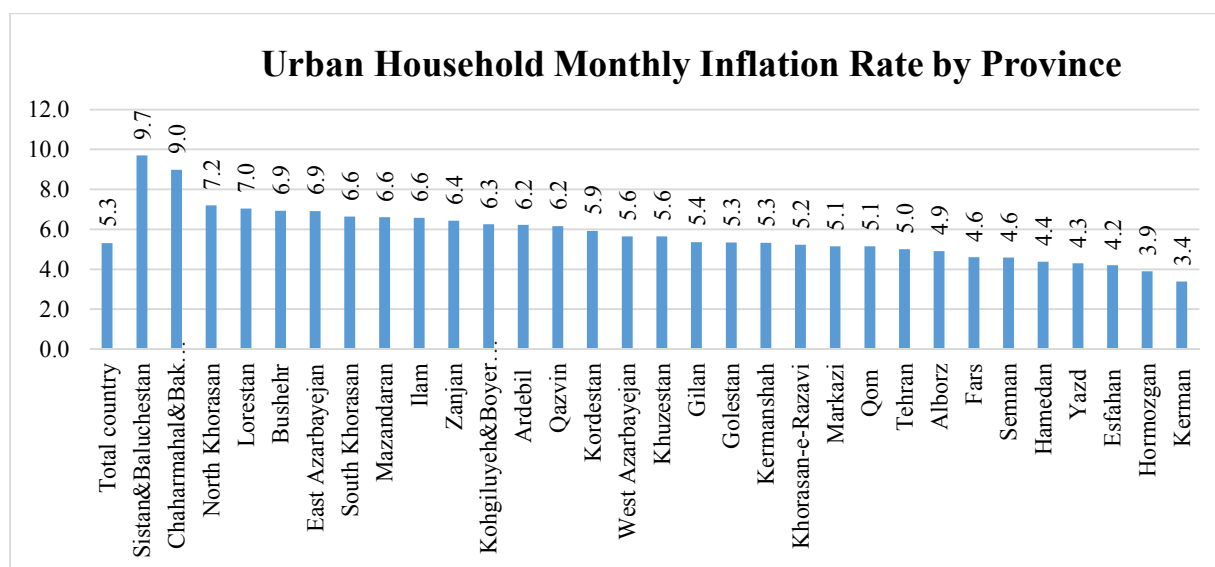
²- **Iranian months and their equivalent in Gregorian calendar**

Farvardin (21 March-20April)
 Ordibehesht (21 April-21 May)
 Khordad (22 May-21 June)
 Tir (22 June-22 July)
 Mordad (23 July-22 August)
 Shahrivar (23 August-22 September)

Mehr (23 September-22 October)
 Aban (23 October-21 November)
 Azar (22 November-21 December)
 Dey (22 December-20 January)
 Bahman (21 January-19 February)
 Esfand (20 February-20 March)

Urban Households

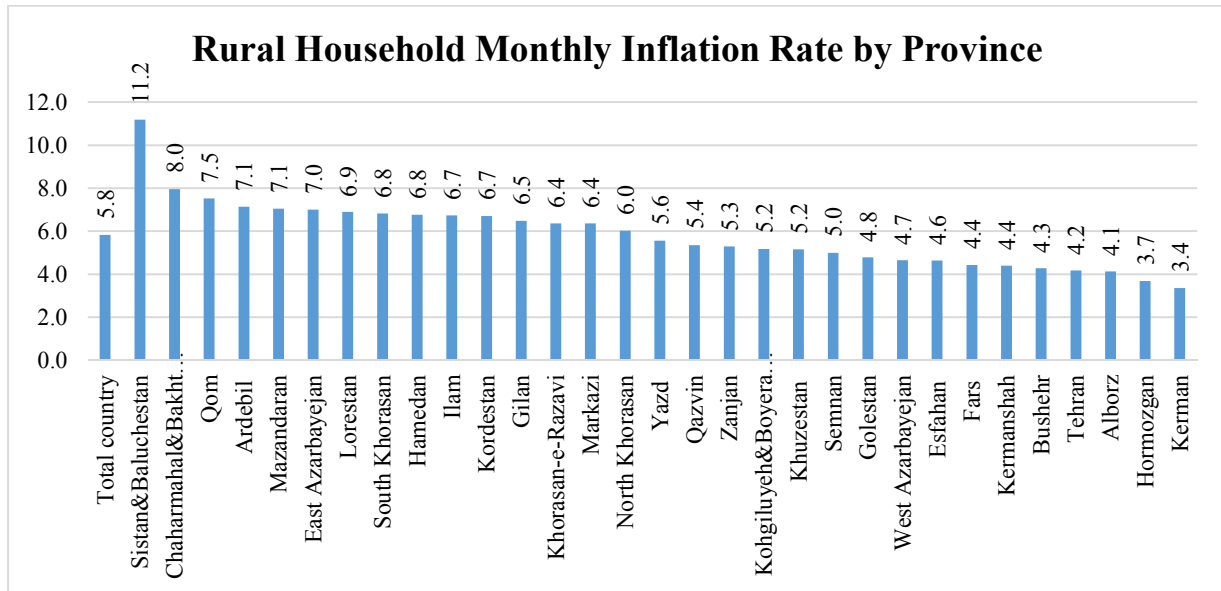
Urban household general index (1395=100) reached 134.4 in the month of Shahrivar of the year 1397, which increased by 5.3 percent compared to the previous month. In this month, the highest monthly inflation rate of the urban household goes to Sistan & Baluchistan province with a 9.7 percent increase and the lowest monthly inflation rate belongs to Kerman province with a 3.4 percent increase. The percentage change of general index for the urban households is 25.7 percent compared to the corresponding month of the previous year (point to point inflation). The highest point to point inflation rate is for Chahrmahal & Bakhtiyari province with 31.2 percent and the lowest one goes to Hormozgan province with 19.1 percent. That is to say that the urban households residing in Chahrmahal & Bakhtiyari province, on average, would spend 5.5 percent more than the nation's total mean, and the urban households living in Hormozgan province, on average, would spend 6.6 percent less than the nation's total mean compared to the month of Shahrivar of the year 1396 if the “**same range of goods and services**” was purchased by these households in both provinces. The twelve month inflation rate ending to the month of Shahrivar of the year 1397 for urban households stood at 11.4 percent. The highest twelve month inflation rate goes to Hamadan province with 15.2 percent, and the lowest one is for Khorasan-e-Razavi province with 9.1 percent. The twelve-month inflation rate gap of provinces in the month of Shahrivar is 6.1 percent indicating a 0.3 percentage point rise compared to the previous month.



Rural Household

Rural household general index (1395=100) stood at 135.5 in the month of Shahrivar of the year 1397, which increased by 5.8 percent compared to the previous month. In this month, the highest monthly inflation rate of the rural household goes to Sistan & Baluchistan province with an 11.2 percent increase and the lowest monthly inflation rate belongs to Kerman province with a 3.4 percent increase. The percentage change of general index for the rural households is 26.1 percent compared to the corresponding month of the previous year (point to point inflation). The highest point to point inflation rate is for Chahrmahal & Bakhtiyari province with 34.7 percent and the lowest one goes to Kerman province with 18.6 percent. That is to say that the rural households residing in Chahrmahal & Bakhtiyari province, on average, would spend 8.6 percent more than the nation's total mean, and the rural households living in Kerman province, on average, would spend 7.5 percent less than the nation's total mean compared to the month of Shahrivar of the year 1396 if the “**same range of goods and services**” was

purchased by these households in both provinces. The twelve month inflation rate ending to the month of Shahrivar of the year 1397 for rural households reached 10.7 percent. The highest twelve month inflation rate goes to Kermanshah province with 14.1 percent, and the lowest one is for Kerman province with 6.3 percent. The twelve-month inflation rate gap of provinces in the month of Shahrivar is 7.9 percent indicating a 0.4 percentage point rise compared to the previous month.



Nation's Households Goods and Services General Price Index, and percentage Changes of Index by Province

Month: Shahrivar, Year: 1397

1395=100

Province	General Index				Food, beverages and tobacco					Non-foods items and services				
	General Index	Monthly Inflation	Point to point inflation	Twelve month inflation rate	Weight	Index	Monthly Inflation	Point to point inflation	Twelve month inflation rate	Weight	Index	Monthly Inflation	Point to point inflation	Twelve month inflation rate
Total country	134.6	5.4	25.7	11.3	27.24	149.0	6.4	36.1	14.3	72.76	129.2	5.0	21.7	10.1
Markazi	135.8	5.4	27.0	10.4	31.85	149.2	3.1	35.4	14.7	68.15	129.6	6.6	22.9	8.4
Gilan	131.0	5.6	23.0	9.7	25.01	143.1	7.5	33.8	11.0	74.99	126.9	4.9	19.4	9.3
Mazandaran	132.6	6.8	23.6	10.2	29.17	143.0	7.3	30.5	12.5	70.83	128.3	6.5	20.6	9.1
East Azarbayejan	137.5	6.9	28.2	12.0	30.00	150.5	7.1	38.9	14.7	70.00	131.9	6.9	23.6	10.8
West Azarbayejan	132.5	5.4	24.6	11.3	33.06	147.5	6.0	37.3	14.8	66.94	125.1	5.0	18.2	9.6
Kermanshah	139.5	5.2	27.3	14.0	31.62	152.2	6.8	37.3	15.8	68.38	133.6	4.3	22.5	13.2
Khuzestan	135.1	5.6	26.7	10.8	33.32	150.2	4.7	37.2	15.2	66.68	127.5	6.1	21.2	8.5
Fars	132.7	4.6	24.9	9.6	27.45	151.3	6.6	39.1	13.9	72.55	125.7	3.7	19.4	7.8
Kerman	127.7	3.4	20.0	8.9	33.88	141.0	4.2	30.9	13.0	66.12	120.8	2.9	14.3	6.8
Khorasan-e-Razavi	131.4	5.5	22.4	9.6	33.45	150.1	6.3	36.5	14.4	66.55	122.0	4.9	15.1	7.0
Esfahan	129.6	4.2	20.7	9.4	24.18	149.4	5.3	36.0	14.5	75.82	123.3	3.8	15.7	7.7
Sistan & Baluchestan	137.8	10.2	29.3	9.4	43.20	151.2	12.1	39.7	11.8	56.80	127.7	8.5	21.2	7.5
Kordestan	137.4	6.1	29.4	11.1	37.16	147.0	6.4	38.3	13.3	62.84	131.7	5.9	24.2	9.8
Hamedan	138.4	5.0	28.7	14.2	31.70	147.9	3.9	37.9	15.2	68.30	134.0	5.5	24.5	13.7
Chaharmahal & Bakhtiari	145.0	8.7	32.1	13.0	37.03	159.5	8.5	42.1	16.6	62.97	136.4	8.8	26.0	10.8
Lorestan	142.8	7.0	29.5	14.2	34.63	151.4	6.6	37.1	15.3	65.37	138.3	7.2	25.4	13.5
Ilam	140.9	6.6	28.5	13.3	35.32	150.4	6.6	34.6	16.1	64.68	135.7	6.6	25.1	11.7
Kohgiluyeh & Boyerahmad	136.9	5.9	28.9	9.4	35.99	144.1	4.5	33.1	10.5	64.01	132.8	6.8	26.4	8.8
Bushehr	131.8	6.4	24.7	9.1	31.53	155.1	9.5	42.3	14.3	68.47	121.1	4.7	16.3	6.6
Zanjan	131.7	6.2	24.5	9.8	32.96	140.6	5.9	31.5	12.6	67.04	127.3	6.3	21.1	8.4
Semnan	133.4	4.7	23.0	10.8	31.81	143.0	4.0	29.6	12.4	68.19	129.0	5.0	19.8	10.1
Yazd	131.3	4.5	21.8	9.4	31.90	150.2	6.1	38.0	14.2	68.10	122.4	3.6	14.0	7.0
Hormozgan	128.5	3.8	19.7	9.8	28.90	147.9	6.2	36.4	14.3	71.10	120.6	2.7	12.8	7.9
Tehran	137.1	5.0	28.5	13.1	19.05	150.9	6.9	35.9	15.4	80.95	133.9	4.5	26.7	12.5
Ardebil	132.0	6.5	23.6	9.9	37.05	145.5	8.6	36.2	13.0	62.95	124.0	5.0	16.2	8.0
Qom	130.2	5.2	21.9	9.8	26.44	149.0	7.5	35.9	14.7	73.56	123.4	4.2	16.7	8.0
Qazvin	132.8	6.0	24.6	10.4	34.27	140.8	5.0	29.4	11.7	65.73	128.6	6.6	22.0	9.7
Golestan	136.5	5.2	25.5	12.0	30.21	152.9	5.1	35.1	14.5	69.79	129.4	5.2	21.2	10.9
North Khorasan	140.5	6.8	28.3	12.4	34.31	146.5	5.1	33.4	14.1	65.69	137.4	7.9	25.7	11.5
South Khorasan	138.2	6.7	28.0	12.2	36.90	147.5	6.4	34.5	14.8	63.10	132.8	6.9	24.2	10.6
Alborz	130.2	4.9	21.7	9.5	23.78	146.5	6.2	34.0	13.6	76.22	125.1	4.4	17.8	8.1

Urban Households Goods and Services General Price Index, and percentage Changes of Index by Province

Month: Shahrivar ,Year: 1397

1395=100

Province	General Index				Food, beverages and tobacco					Non-foods items and services				
	General Index	Monthly Inflation	Point to point inflation	Twelve month rate inflation	Weight	Index	Monthly Inflation	Point to point inflation	Twelve month rate inflation	Weight	Index	Monthly Inflation	Point to point inflation	Twelve month rate inflation
Total country	134.4	5.3	25.7	11.4	25.03	149.6	6.5	36.3	14.6	74.97	129.4	4.9	22.0	10.3
Markazi	135.2	5.1	26.4	10.2	29.68	148.2	2.1	34.5	14.3	70.32	129.8	6.7	22.9	8.5
Gilan	131.0	5.4	23.1	10.1	22.06	145.7	7.2	35.2	12.5	77.94	126.8	4.8	19.6	9.4
Mazandaran	132.0	6.6	23.3	10.1	27.28	142.2	7.1	29.4	12.3	72.72	128.2	6.4	21.0	9.2
East Azarbayejan	136.6	6.9	27.4	12.0	27.20	150.0	7.6	38.5	15.1	72.80	131.6	6.6	23.2	10.8
West Azarbayejan	131.7	5.6	23.8	10.9	29.87	146.2	7.0	36.4	13.5	70.13	125.6	5.0	18.4	9.8
Kermanshah	139.3	5.3	27.3	14.0	29.49	151.6	7.3	37.4	15.4	70.51	134.1	4.4	23.0	13.4
Khuzestan	134.5	5.6	26.5	10.7	31.00	150.1	4.9	37.7	15.5	69.00	127.5	6.1	21.3	8.5
Fars	132.7	4.6	24.9	9.5	24.54	152.8	7.1	40.3	14.1	75.46	126.1	3.7	19.7	8.0
Kerman	128.6	3.4	20.5	10.1	30.59	144.0	4.8	32.8	14.2	69.41	121.8	2.7	15.0	8.2
Khorasan-e-Razavi	129.7	5.2	21.7	9.1	30.86	149.4	6.0	36.8	14.5	69.14	120.8	4.8	14.8	6.6
Esfahan	129.5	4.2	20.6	9.4	23.50	149.7	5.4	36.1	14.4	76.50	123.2	3.7	15.7	7.8
Sistan & Baluchestan	138.2	9.7	28.5	10.0	37.28	156.9	12.8	41.8	13.6	62.72	127.1	7.5	20.3	7.7
Kordestan	137.6	5.9	29.5	11.3	34.99	148.3	6.2	38.6	13.7	65.01	131.9	5.7	24.6	10.0
Hamedan	139.3	4.4	29.1	15.2	27.99	150.8	2.0	39.6	16.6	72.01	134.9	5.4	25.0	14.6
Chaharmahal & Bakhtiari	144.1	9.0	31.2	12.8	34.96	157.5	8.5	40.0	15.6	65.04	136.9	9.2	26.3	11.3
Lorestan	143.3	7.0	28.5	14.7	32.32	151.9	7.1	36.2	15.9	67.68	139.2	7.0	24.8	14.0
Ilam	142.0	6.6	29.1	13.8	33.01	151.7	6.0	35.4	17.1	66.99	137.2	6.9	25.9	12.0
Kohgiluyeh & Boyerahmad	138.1	6.3	29.3	9.5	32.46	146.6	4.7	33.0	10.1	67.54	134.0	7.1	27.4	9.1
Bushehr	132.9	6.9	25.7	9.4	29.95	159.7	11.7	46.5	15.1	70.05	121.4	4.4	16.3	6.8
Zanjan	132.1	6.4	24.7	9.8	29.97	141.7	6.0	31.8	12.7	70.03	128.0	6.6	21.6	8.5
Semnan	133.3	4.6	22.9	11.0	30.33	144.6	4.2	30.7	12.7	69.67	128.4	4.7	19.4	10.2
Yazd	130.7	4.3	21.1	9.3	32.04	150.4	6.4	38.2	14.2	67.96	121.4	3.1	13.0	6.9
Hormozgan	127.1	3.9	19.1	9.4	24.30	150.5	6.9	38.5	14.9	75.70	119.6	2.7	12.7	7.5
Tehran	137.1	5.0	28.5	13.1	18.84	151.0	6.9	35.9	15.5	81.16	133.9	4.5	26.7	12.5
Ardebil	131.6	6.2	23.0	9.9	34.35	146.5	8.6	36.3	13.3	65.65	123.8	4.8	16.0	8.1
Qom	130.1	5.1	21.9	9.9	26.11	149.3	7.4	36.1	14.9	73.89	123.4	4.2	16.6	8.0
Qazvin	132.7	6.2	25.0	10.6	31.80	141.0	5.1	30.5	12.2	68.20	128.9	6.7	22.4	9.9
Golestan	136.1	5.3	25.2	12.1	27.05	152.8	5.3	34.4	14.2	72.95	129.9	5.4	21.6	11.2
North Khorasan	139.4	7.2	27.7	12.1	30.53	146.0	6.4	33.7	13.4	69.47	136.5	7.6	25.1	11.5
South Khorasan	136.8	6.6	27.1	11.9	34.71	145.7	6.4	32.8	14.3	65.29	132.1	6.8	24.1	10.6
Alborz	130.2	4.9	21.7	9.5	23.44	146.4	6.4	33.9	13.5	76.56	125.2	4.4	17.9	8.2

Rural Households Goods and Services General Price Index, and percentage Changes of Index by Province

Month: Shahrivar, Year: 1397

1395=100

Province	General Index				Food, beverages and tobacco					Non-foods items and services				
	General Index	Monthly Inflation	Point to point inflation	Twelve month rate inflation	Weight	Index	Monthly Inflation	Point to point inflation	Twelve month rate inflation	Weight	Index	Monthly Inflation	Point to point inflation	Twelve month inflation rate
Total country	135.5	5.8	26.1	10.7	39.62	147.0	6.0	35.2	13.4	60.38	127.9	5.7	19.9	8.9
Markazi	138.8	6.4	29.8	11.5	42.30	152.6	6.4	38.5	16.3	57.70	128.6	6.3	23.1	7.7
Gilan	130.9	6.5	22.7	8.5	33.87	138.2	8.2	30.9	8.1	66.13	127.2	5.6	18.6	8.7
Mazandaran	133.6	7.1	24.1	10.3	32.77	144.2	7.5	32.4	12.8	67.23	128.4	6.8	20.0	9.1
East Azarbayejan	140.7	7.0	31.0	12.0	39.80	151.6	5.8	39.7	13.9	60.20	133.5	7.9	25.2	10.7
West Azarbayejan	134.7	4.7	26.7	12.4	41.77	150.1	4.2	39.0	17.3	58.23	123.6	5.0	17.5	8.8
Kermanshah	140.4	4.4	27.1	14.1	41.41	154.0	5.1	37.0	17.0	58.59	130.8	3.9	19.9	12.0
Khuzestan	137.9	5.2	27.6	11.3	45.60	150.6	4.3	35.7	14.1	54.40	127.3	6.0	20.5	8.8
Fars	132.9	4.4	25.1	9.7	39.33	147.4	5.3	35.9	13.7	60.67	123.6	3.8	17.9	7.1
Kerman	125.6	3.4	18.6	6.3	41.71	135.8	3.1	27.4	10.9	58.29	118.2	3.6	12.2	3.0
Khorasan-e-Razavi	138.8	6.4	25.4	11.4	44.72	152.0	7.1	35.7	14.2	55.28	128.2	5.7	16.9	9.2
Esfahan	131.2	4.6	22.1	9.3	31.92	146.8	4.6	35.2	14.8	68.08	123.8	4.7	15.8	6.7
Sistan & Baluchestan	137.2	11.2	30.9	8.2	55.40	143.3	11.0	36.7	9.1	44.60	129.6	11.4	23.7	7.0
Kordestan	136.5	6.7	29.0	10.6	44.55	143.6	6.8	37.3	12.4	55.45	130.8	6.7	22.6	9.1
Hamedan	135.7	6.8	27.6	11.2	42.56	142.3	7.9	34.4	12.3	57.44	130.9	5.9	22.7	10.4
Chaharmahal&Bakhtiari	147.3	8.0	34.7	13.6	42.84	164.1	8.5	47.0	18.8	57.16	134.7	7.4	25.2	9.5
Lorestan	141.5	6.9	32.5	12.7	41.26	150.1	5.5	39.2	13.8	58.74	135.4	8.0	27.7	11.9
Ilam	136.5	6.7	26.0	11.3	44.98	146.6	8.7	32.1	12.8	55.02	128.2	5.0	20.8	9.9
Kohgiluyeh &Boyerahmad	134.2	5.2	28.0	9.3	43.38	140.3	4.2	33.3	11.1	56.62	129.7	6.0	24.0	7.8
Bushehr	127.8	4.3	21.2	7.9	37.71	141.0	2.2	29.1	11.8	62.29	119.8	5.8	16.1	5.4
Zanjan	130.4	5.3	24.1	9.7	42.65	138.1	5.5	30.7	12.3	57.35	124.7	5.1	19.1	7.7
Semnan	134.0	5.0	23.5	10.2	38.74	137.1	3.3	25.5	11.3	61.26	132.0	6.2	22.2	9.5
Yazd	135.5	5.6	26.3	10.2	30.92	148.9	3.3	37.0	14.3	69.08	129.5	6.7	21.5	8.2
Hormozgan	131.6	3.7	21.1	10.7	39.64	144.1	5.3	33.4	13.4	60.36	123.4	2.5	13.2	8.9
Tehran	136.9	4.2	27.2	12.6	26.74	149.1	6.3	35.8	14.6	73.26	132.4	3.4	24.0	11.8
Ardebil	133.2	7.1	25.4	9.9	44.68	143.4	8.6	35.9	12.4	55.32	125.0	5.8	17.1	7.9
Qom	131.1	7.5	24.0	8.8	38.45	141.3	10.3	30.4	10.0	61.55	124.7	5.6	19.9	8.0
Qazvin	132.9	5.4	23.0	9.5	44.04	140.4	4.6	26.6	10.0	55.96	127.1	6.0	20.1	9.0
Golestan	137.4	4.8	26.2	12.0	36.83	153.0	4.8	36.2	14.9	63.17	128.3	4.8	20.1	10.2
North Khorasan	143.3	6.0	29.7	13.1	43.15	147.3	3.0	32.9	15.1	56.85	140.2	8.5	27.3	11.6
South Khorasan	141.7	6.8	30.2	12.8	42.47	151.2	6.3	38.0	15.8	57.53	134.8	7.2	24.4	10.6
Alborz	130.4	4.1	21.9	9.5	29.93	148.0	4.3	35.5	14.4	70.07	122.9	4.1	15.9	7.3

Contact information:

For more information on time series of CPI, and time series of CPI of expenditure deciles in the country,
please visit: www.amar.org.ir

Address:

Statistical Centre of Iran, No.211, Dr Fatemi Ave, The corner of Raei Moayeri Street, Postal code: 1414663111

Telfax: +98 2188958189

Email: int@sci.org.ir